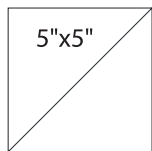
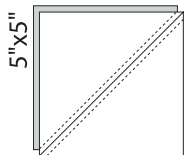


WHAT CAN I DO WITH A 5" SQUARE?

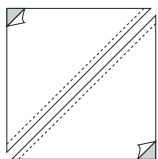
1



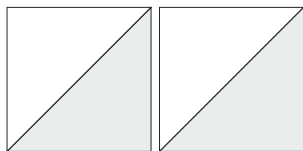
Draw a diagonal line on the wrong side.



Sew $\frac{1}{4}$ " on each side of the line




Cut apart on the diagonal line

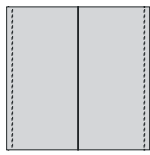


Press open to make 2 half square triangles $4\frac{1}{2} \times 4\frac{1}{2}$ " with seams

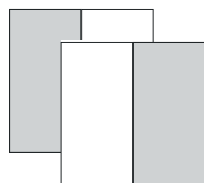
2



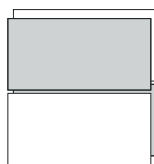
Place 2-5"x5" squares right sides together



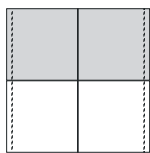
Stitch a scant $\frac{1}{4}$ " seam on outside edges. Cut in half



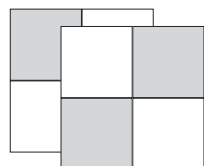
Press open to make 2 "pieced" charms $4\frac{1}{2} \times 5$ " with seams



Place 2 "pieced" charms right sides together (nest seams)



Stitch a scant $\frac{1}{4}$ " seam on outside edges. Cut in half



Press open to make 2 - 4 Patch Blocks $4\frac{1}{2} \times 4\frac{1}{2}$ " with seams

3 EASY CORNER TRIANGLES

$2\frac{1}{2}$ "

$4\frac{1}{2} \times 2\frac{1}{2}$ "



$2\frac{1}{2} \times 4\frac{1}{2}$ " with seams
2" x 4" finished

MODA PRECUTS

Fat Quarter Bundle

Contains one of each print in a collection
A fat quarter is 18"x22"



Fat Eighth Bundle

Contains one of each print in a collection
A fat eighth is 9"x22"



LayerCake®

Contains 42 - 10"x10" squares

Junior LayerCake®

Contains 20 - 10"x10" squares



Charm Pack

Contains 42 - 5"x5" squares



Moda Candy® - mini charms

Contains 42 - $2\frac{1}{2} \times 2\frac{1}{2}$ " squares



HoneyBuns®

Contains 40 - $1\frac{1}{2} \times 4\frac{1}{2}$ " strips



JellyRolls®

Contains 40 - $2\frac{1}{2} \times 4\frac{1}{2}$ " strips



Junior JellyRolls®

Contains 20 - $2\frac{1}{2} \times 4\frac{1}{2}$ " strips

